

Disposable Micro Vascular Clip (Sterilized)

Reuse prohibited

[Warning]

- 1) When this product is used for a contaminated or infected site of wound, take appropriate surgical treatment.

[Contraindication]

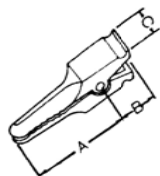
Applicable subjects (patients)

1. The reuse of this product is prohibited.
2. If the product has exceeded the expiration date, do not use it.
3. Once the product is unpackaged, do not re-sterilize it.

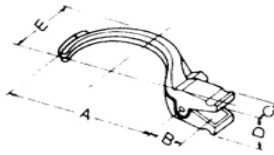
[Form and structure]

1. Composition
 Main body: Stainless steel and polycarbonate resin
 Shaft: ABS and stainless steel or titanium
 Spring: Stainless steel and titanium
2. Form and structure
 A series of product models is available in the following typical forms.
 For the names, sizes and other details of the product models covered by this package insert, refer to the package label.

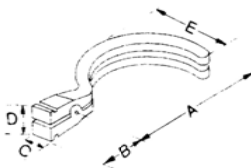
Single-clip
 TI□-1
 TK□-1



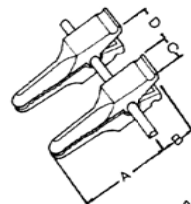
HK-□



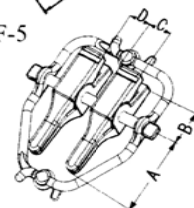
ES-□□□



Double-clip (with sliding bar)
 TI□-2
 TK□-2



TKF-5



MK-1-□



□ indicates that this part may be omitted.

[Performance, purpose of use, indication or efficacy]

This product is a temporary hemostatic clip consisting of a polycarbonate or stainless steel or titanium material.

[Method of operation or use (including dosage and administration)]

1. Method of use
 - 1) Select a clip of the size suitable for the vessel diameter.
 - 2) The clipping force is different between the models

for arteries and those for veins. Select a model having appropriate clipping force.

- 3) The clip temporarily stops bleeding from a blood vessel using a hand or dedicated clipping forceps.

[Precautions]

1. Precautions
 - 1) Do not use this product for a patient who might show sensitization or allergic reaction as a result of using the product.
2. Important basic cautions
 - 1) Do not use the product for any purpose other than the medical use.
 - 2) Read the package insert before using the product.
 - 3) Take care not to damage the surface and others.
3. Other cautions
 - 1) Properly dispose of the used product as a medical waste.
 - 2) If the packaging material is damaged, be sure to discard the product.

[Principle of operation]

The clipping force is given by the spring.

[Storage and expiration date]

1. Method of storage
 - 1) Avoiding high temperature, high humidity, direct sunlight, and wetting, store the product at room temperature.
 - 2) Handle the product so that the packing material is not damaged or punctured.
 - 3) Check the expiration date of the product and discard the product if it has exceeded the expiration date.
 - 4) Discard the unpackaged product that has not been used.
2. Expiration
 The outer box indicates the expiration date that is applicable when the product is stored by the appropriate storage method.

[Packaging]

One box contains 5 to 10 pieces.

Manufactured for Aros Surgical Instruments Corporation

Tel: 888-430-7888 or Int'l 949-640-9932

Fax: 888-430-7889 or Int'l 949-640-9934

Manufactured for Aros Surgical Instruments Corporation

Tel: 888-430-7888 or Int'l 949-640-9932

Fax: 888-430-7889 or Int'l 949-640-9934